



AVVOLGIBILE IN ALLUMINIO ESTRUSO AE 27



Tempo di consegna:
20 giorni lavorativi

BLOCCAGGIO STECCA

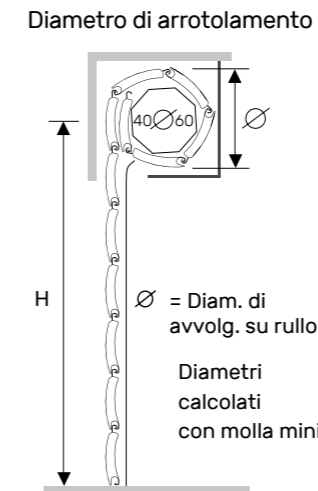


STANDARD
CON TAPPO
LATERALE
AVVITATO

Profilo in alluminio estruso per avvolgibile ad alta stabilità e lunga durata.

CARATTERISTICHE TECNICHE

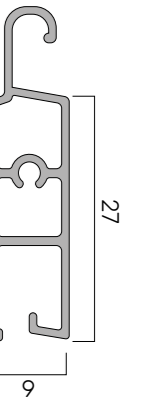
- DIMENSIONE PROFILO
9 x 27 mm
- PESO PER MQ
c.ca 10 Kg
- BARRE PER 1MT
DI ALTEZZA
37
- LARGHEZZA MASSIMA
CONSENTITA
3500 mm



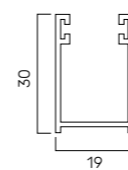
	Su rullo ø 40	Su rullo ø 60
altez. telo -> diametro	altez. telo -> diametro	altez. telo -> diametro
1000 -> 140	1000 -> 145	
1200 -> 145	1200 -> 150	
1300 -> 150	1300 -> 155	
1400 -> 155	1400 -> 160	
1500 -> 160	1500 -> 165	
1600 -> 165	1600 -> 170	
1700 -> 170	1700 -> 175	
1800 -> 175	1800 -> 180	
1900 -> 180	1900 -> 185	
2000 -> 185	2000 -> 190	
2200 -> 190	2200 -> 195	
2400 -> 195	2400 -> 205	
2600 -> 200	2600 -> 210	
2800 -> 210	2800 -> 220	
3000 -> 230	3000 -> 225	
3300 -> 240	3300 -> 235	

misure in mm misure in mm

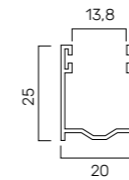
PROFILO



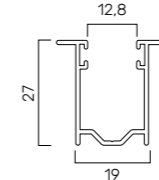
GUIDE COMPATIBILI PER NUOVE REALIZZAZIONI



in allum. A19
19 x 30 mm
GUIAL..19M

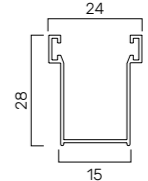


in allum. A25
20 x 25 mm
GUIAL..25M



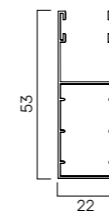
in allum. A26
19 x 27 mm
GUIAL..26M

GUIDE COMPATIBILI PER SOSTITUZIONE



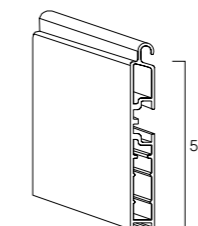
in allum. A14
15 x 28 mm
GUIAL..14M

GUIDE COMPATIBILI PER CASSONETTI IN ALLUMINIO

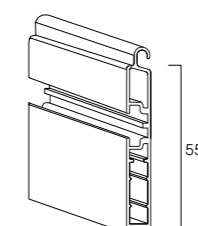


in allum. A53
22 x 53 mm
GUIAL..53M

TERMINALI COMPATIBILI

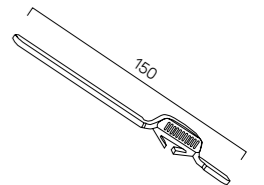


in alluminio 9x55
55 mm
TERAL..09M




in allum. 9x55 ad attacco contrario
55 mm
TERALI..09M

CATENACCIOLI



Catenacciolo per terminale
150 mm
CATTER000



STECHE



TERMINALE IN ALLUMINIO